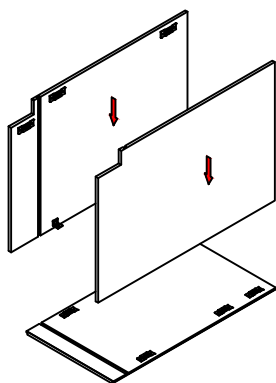


# ASSEMBLY INSTRUCTIONS

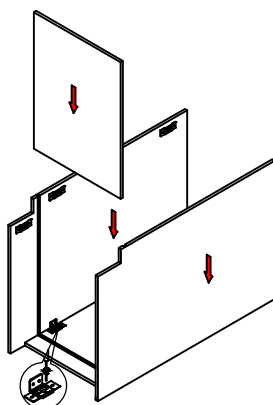
This instruction applies to the following items:

B09、B12、B15、B18、B21

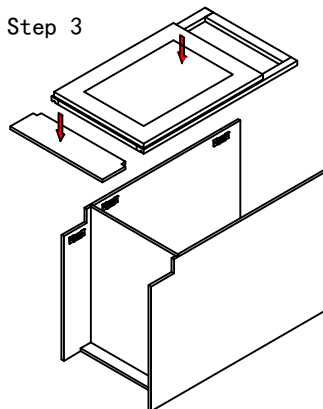
Step 1



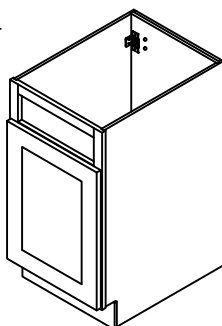
Step 2



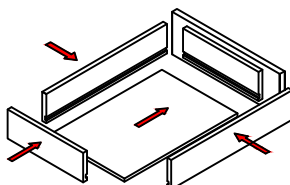
Step 3



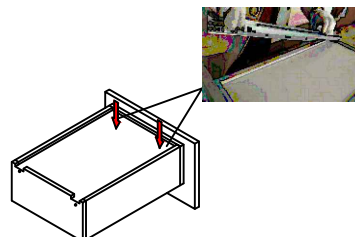
Step 4



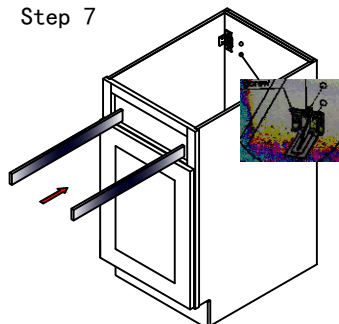
Step 5



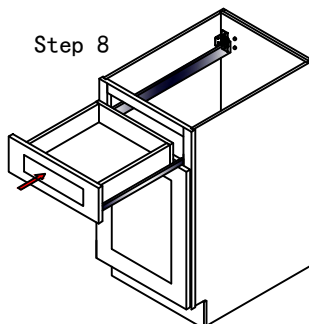
Step 6



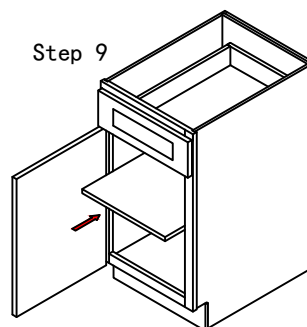
Step 7



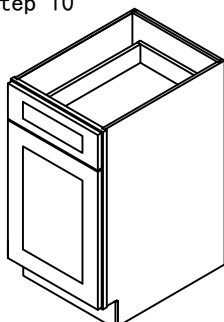
Step 8



Step 9



Step 10



Description	Description
φ 3.5*12 SCREW	FOR SCREWING CLEAT AND BUCKLE
φ 3.5*16 SCREW	FOR SCREWING HINGE AND DOOR
φ 3.5*19 SCREW	FOR SCREWING HINGE AND FRAME, AND CORNER BLOCK
φ 3.5*25 SCREW	FOR SCREWING SIDE PANEL/BACK PANEL
φ 3.5*30 SCREW	FOR SCREWING THE SIDE PANEL/BACK PANEL TO THE TOP/BOTTOM PANEL